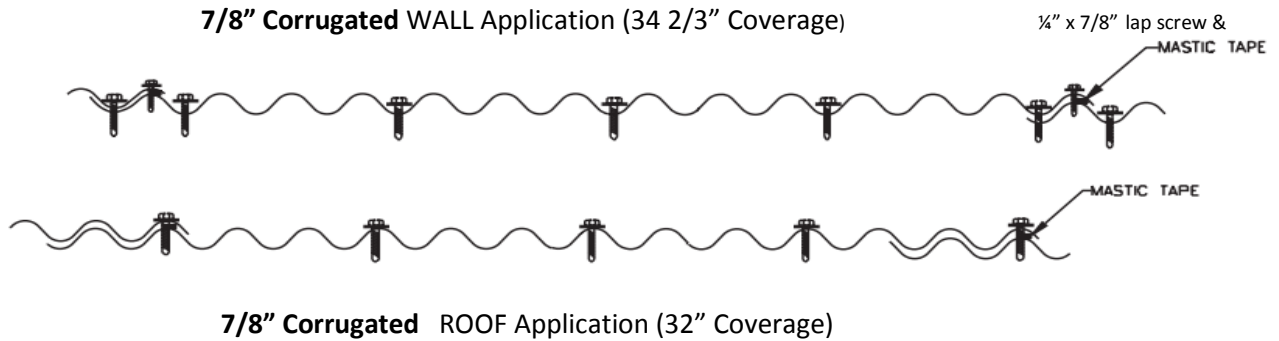


Western States 7/8" Corrugated Panel

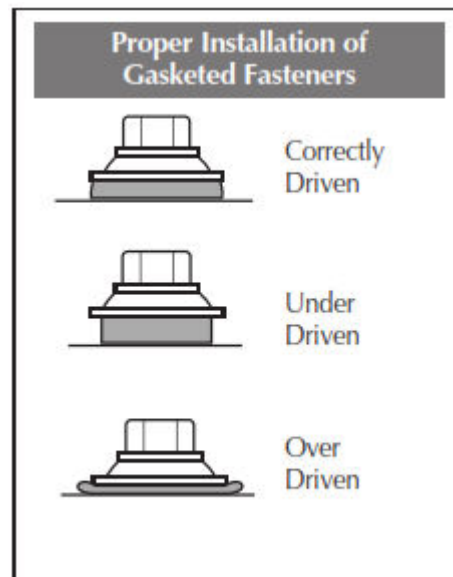
Installation, Flashings & Shop Drawing Detail Guide

Fastener Placement and Selection



Notes to Installers:

- Fastener Selection will vary depending on type and thickness of substrate.
- Space panel lap screws 12" minimum -18" O.C. maximum. Consult with design engineer.
- Spacing of fastener rows to be engineered by others.
- Lap panels away from prevailing winds whenever possible.
- The use of Butyl tape mastic is always recommended on the panel lap when used for roof panels.
- Panels and flashings should never be installed in contact with dissimilar metals.
- Use only those flashings and accessories designed for use with this panel.
- Panel attachment screws must be long enough to fully penetrate through roof deck substrate or penetrate solid lumber at least one inch.
- Exposed Fasteners should have sealing washers and be coated to provide protection against corrosion.
- Screws must be properly driven to ensure holding strength and proper seal. (see diagram)
- Recommended drill speed is 2000rpm. Improper setting of drill speed can lead to snapping of screw heads.
- Pre drilling of screw holes may be necessary with heavy gauge metals.



Western States 7/8" Corrugated Panel
 Installation, Flashings & Shop Drawing Detail Guide

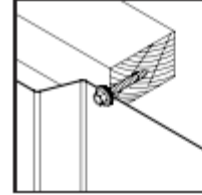
Fastener Selection

Description

Application

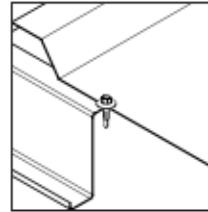
#9 x1" Wood Drillers
 #9 x 1.5" Wood Drillers
 #9 x2" Wood Drillers

Used to attach panels to dimensional Lumber and plywood



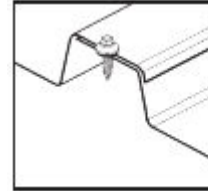
#12-14 x 1" SD
 #12- 14 x1.5" SD
 #12- 14 x 2" SD
 #12-24 x1.25"sd

Used to attach panels to Purlins and other metal substrates



#14 x 7/8" Lap Self tap
 #14 x7/8 Lap Stainless

Used to attach Trims and panel side laps. Stainless to be used with A606-4 Steel




#10-12 x1" Pancake Wood
 #10-12 x 1" SD Self Driller

Used to secure trims to substrates. Also available in Stainless Steel.



1/8" Stainless Rivets

Used for Trim to Trim attachment or trim to wall panels.



Stainless Screws
 #10 x1 Wood Driller
 #10 x 1.5 Wood Driller
 #10 x 2" Wood Driller

Used for panel attachment for panels made with A606-4 Steel



- The table above shows the panel Fasteners provided by WSD. Special order screws are available.

